

# KOMATSU®

## PC750LC-7 PC750SE-7

NET HORSEPOWER  
338 kW 454 HP @ 1.800 rpm

OPERATING WEIGHT  
PC750LC-7: 80.645 - 83.760 kg  
PC750SE-7: 76.245 - 78.660 kg

BUCKET CAPACITY  
3,6 - 6,0 m<sup>3</sup>

**PC**  
**750**

HYDRAULIC EXCAVATOR



**PC750LC/SE-7**

# WALK-AROUND

## ***Productivity features***

- **Large digging force**  
High operating efficiency with large digging force at rugged work sites.
- **Heavy lift mode**  
The heavy lift mode increases the lifting force by 10%.
- **Swing priority mode**  
The swing priority mode improves efficiency for loading dump trucks.
- **Two-mode setting for the boom**  
Switch selection allows either powerful digging or smooth boom operation.
- **Fuel consumption is reduced**  
by 12% in the economy mode.
- **Large drawbar pull and steering force**  
provide excellent mobility.
- **Excellent swing performance**  
Provides excellent swing performance on slopes.

## ***Excellent reliability and durability***

- **Shockless boom**  
Switch selection reduces chassis vibration after sudden stops.
- **Face seals**  
with excellent sealing performance are used for the hydraulic hoses.
- **Protected hydraulic circuit**  
The cool-running hydraulic system is protected with the most extensive filtration system available, including a high pressure in-line filter for each main pump.
- **Sturdy guards**  
shield the travel motors against damage from rocks.
- **Highly-reliable electronic devices**  
Exclusively-designed electronic devices are certified by severe testing.
  - Controller
  - Sensors
  - Connectors
  - Heat-resistant wiring

## **In harmony with the environment**

Low emission engine: The powerful turbocharged and aftercooled Komatsu SAA6D140E-3 engine provides 338 kW (454 HP). The engine meets EC Stage II without sacrificing power or machine productivity.



**NET HORSEPOWER**  
338 kW 454 HP

**OPERATING WEIGHT**  
PC750LC-7:  
80.645 - 83.760 kg  
PC750SE-7:  
76.245 - 78.660 kg

**BUCKET CAPACITY**  
3,6 - 6,0 m<sup>3</sup>

### Easy maintenance

The replacement interval is extended by the new hydraulic filter.

### Large handrail, step and catwalk

Provide easy access to the engine and hydraulic equipment.

### Large, comfortable cab

- Low noise and vibration with cab damper mounting
- Large-capacity cab with narrow corner posts provides improved visibility
- Large-capacity air conditioner
- Pressurised cab prevents external dust from entering

### Advanced monitor features

- Machine condition can be checked with Equipment Management Monitoring System (EMMS)
- Two working modes combine with heavy lift mode for maximum productivity



# WORKING ENVIRONMENT

**PC750-7's cab interior is spacious and provides a comfortable working environment...**

## SpaceCab™

### Superb visibility

The PC750-7's large capacity cab and increased glass area provide superb front visibility.

### Cab mounts

The new cab damper mounting reduces vibrations and noise at operator's seat.

### Standard heated air suspension seat

### Low-noise design

The noise levels at the operator's ear have been decreased by improving the cab mounts and cab sealing performance.

### Multi-position controls

The multi-position, proportional pressure control levers allow the operator to work in comfort while maintaining precise control. A double-slide mechanism allows the seat and controllers to move together or independently, allowing the operator to position the controllers for maximum productivity and comfort.

### Pressurised cab

The optional air conditioner, air filter, and a higher internal air pressure (6 mm Aq) prevent external dust from entering the cab.

### Automatic air conditioner

A 6.900 kcal air conditioner is utilised. The bi-level control function keeps the operator's head and feet cool and warm respectively. This improved air flow function keeps the inside of the cab comfortable throughout the year.



Seat with headrest fully reclined





## Safety features



### Pump/engine room partition

Prevents hydraulic oil from spraying onto the engine to reduce the risk of fire.




### Step light with timer

provides light for about one minute to allow the operator to get off the machine safely.



### Thermal guards

are placed around high-temperature parts of the engine and accessory drive.



### Large handrails and wide catwalk

Provided around the revolving frame for easier and safer access to the engine and hydraulic components.

# EMMS

## Working mode selection

### Hydraulics

A unique two-pump system assures smooth compound movement of the work equipment. The OLSS (Open Center Load Sensing System) controls all pumps for efficient use of engine power. This system also reduces hydraulic loss during operations.

### Active and Economy mode

The PC750-7 excavator is equipped with two working modes. Each mode is designed to match the engine speed, pump speed, and system pressure to the current application, giving the operator the flexibility to match the equipment performance to the job at hand.

	Working mode	Advantage
A	Active mode	<ul style="list-style-type: none"> <li>• Maximum production/power</li> <li>• Fast cycle times</li> </ul>
E	Economy mode	<ul style="list-style-type: none"> <li>• Good cycle times</li> <li>• Good fuel economy</li> </ul>

### Heavy lift mode

Gives the operator 10% more lifting force on the boom when needed for handling rock or heavy lifting applications.

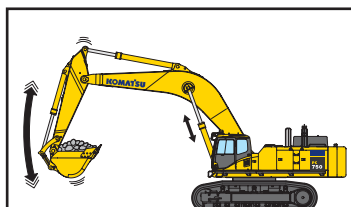
### Swing priority setting

The swing priority setting allows the operator to use the same easy motion for 180° loading as for 90° loading operations. By altering the oil flow, this setting allows you to select either boom or swing as the priority for increased production.

	Advantage
ON	<ul style="list-style-type: none"> <li>• Oil flow to the swing motor is increased</li> <li>• 180° loading operations are most efficient</li> </ul>
OFF	<ul style="list-style-type: none"> <li>• Oil flow to the boom is increased</li> <li>• 90° loading operations are most efficient</li> </ul>

### Shockless Boom Control

The PC750-7 features a shockless valve (double-check slow return valve) that automatically reduces the amount of vibration present when operating the boom. Operator fatigue is reduced (which can improve safety and productivity), and spillage caused by vibration is prevented.



## Multi-function colour monitor

EMMS (Equipment Management Monitoring System)

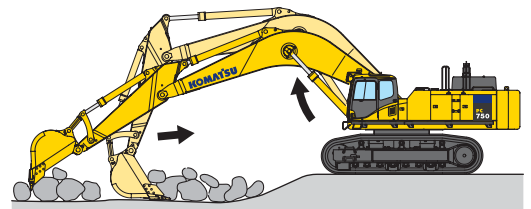
- Monitor function: The controller monitors the engine oil level, coolant temperature, battery charge, air-filter restriction, and more. The controller finds any abnormality and displays it on the LCD.
- On the LCD, the maintenance monitor function informs of the need to replace the oil and filters, when the replacement interval is reached.
- The trouble data memory function stores machine abnormalities (error codes) in the monitor for effective troubleshooting.




### Two settings for the boom

**Smooth mode** provides easy operation for gathering blasted rock and scraping operations. When maximum digging force is needed, switch to the **power mode** for more effective excavating.

Smooth mode



Power mode



# PRODUCTIVITY FEATURES

## High production and low fuel consumption

### Engine

The PC750-7 gets its exceptional power and work capacity from its Komatsu SAA6D140E-3 engine. The output is 338 kW (454 HP), providing more hydraulic power. In addition, the fuel consumption is reduced by 12% when using the economy mode. The engine meets EC Stage II regulations.

### Large digging force

Thanks to the high engine output and an excellent hydraulic system, this machine delivers a powerful digging force.

### Large drawbar pull and steering force

Because the machine has a large drawbar pull and a substantial steering force, it provides excellent mobility, even when working on an incline. In addition, this machine is equipped with an automatic travel speed shifting system, which makes automatic travel Hi/Lo shift.

### Excellent swing performance

The twin-swing motor system of PC750-7 provides excellent swing performance on slopes.

### Excellent machine stability

The rear center of gravity and the 12 ton counterweight provides the stability and lifting capacity needed for maximum productivity.

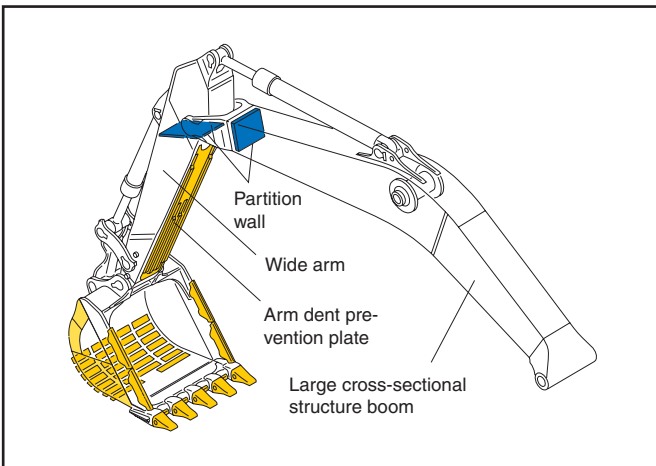


# DURABILITY & RELIABILITY

## Excellent reliability and durability

### Strengthened boom and arm

Thanks to the large cross-sectional structure employing a high tensile strength steel with a thick plate, partition wall, etc., the boom and arm provide excellent durability and are highly resistant to bending and twisting.



### O-ring face seals

The hydraulic hose seal method has been changed from a conventional taper seal to an O-ring seal. This provides improved sealing performance during vibration.

### Metal guard rings

Metal guard rings protect all of the hydraulic cylinders, and improve reliability.



### High-pressure In-Line filtration

The PC750-7 has the most extensive filtration system available, providing in-line filters as standard equipment. An in-line filter in the outlet port of each main hydraulic pump reduces failure caused by contamination.


### Heat-resistant wiring

Heat-resistant wiring is utilised for the engine's electric circuit and other major component circuits.



#### Circuit breaker

With the circuit breaker, the machine can be easily restarted after repairs.



#### DT-type connectors

seal tight and have higher reliability

### Sturdy undercarriage

The undercarriage is strengthened to provide excellent reliability and durability when working on rocky ground or blasted rock.



#### 2 track roller guards (Standard)



#### Extra track roller guard (Optional)



#### Full length track roller guards (Optional)

# MAINTENANCE FEATURES

## Easy maintenance – Komatsu designed the PC750-7 for easy service access

### Wide catwalk

A wide walkway for maintenance is provided around the engine and hydraulic components, allowing easy access to the inspection and maintenance points.

### Reduced maintenance costs

The hydraulic oil filter replacement has been extended from 500 hours to 1000 hours.

### Motorised grease gun equipped with hose reel (optional)

Greasing is made easy with the electric motorised grease gun and indicator.

### Divided type engine cover

The divided engine cover allows inspection points around the engine to be easily accessed.



# SPECIFICATIONS



## ENGINE

Model..... Komatsu SAA6D140E-3  
 Type.....Direct injection, 4 cycle, water-cooled, turbocharged, after-cooled diesel  
 Rated capacity..... 338 kW (454 HP) (SAE J1349) at engine speed ..... 1.800 rpm  
 No. of cylinders ..... 6  
 Bore x stroke ..... 140 x 165 mm  
 Displacement..... 15,24 ltr  
 Governor..... All-speed, electronic



## HYDRAULIC SYSTEM

Type..... Open-center load-sensing system  
 Number of selectable working modes ..... 2  
 Main pump..... Variable-capacity piston pump  
 Pumps for ..... Boom, arm, bucket, swing, and travel circuits  
 Maximum pump flow..... 2 x 494 ltr/min  
 Supply for control circuit ..... Gear pump  
 Hydraulic motors:  
 Travel.....2 x axial piston motor with parking brake  
 Swing.....2 x axial piston motor with swing holding brake  
 Relief valve settings..... Implement circuits  
 Implement circuits ..... 320 kg/cm<sup>2</sup>  
 Travel circuit ..... 350 kg/cm<sup>2</sup>  
 Swing circuit..... 290 kg/cm<sup>2</sup>  
 Heavy lift circuit..... 350 kg/cm<sup>2</sup>  
 Pilot circuit..... 30 kg/cm<sup>2</sup>  
 Hydraulic cylinders (No. of cylinders – bore x stroke):  
 Boom.....2 – 200 mm x 1.950 mm  
 Arm .....2 – 185 mm x 1.610 mm  
 Bucket (2.945 mm arm) ..... 1 – 225 mm x 1.420 mm  
 Bucket (3.600 mm arm) ..... 1 – 185 mm x 1.610 mm



## ENVIRONMENT

Engine emissions ..... Fully complies with Stage II exhaust emission regulations  
 Noise levels  
 LwA external ..... 111 dB(A) (2000/14/EC)  
 LpA operator ear ..... 76 dB(A) (ISO 6369 dynamic test)



## OPERATING WEIGHT (APPR.)

Operating weight, including 7.100 mm boom, 2.945 mm arm, 4,0 m<sup>3</sup> backhoe bucket, operator, lubricant, coolant, full fuel tank and the standard equipment.

Work equipment	PC750SE-7		PC750LC-7		PC750LC-7		PC750SE-7	
	7,1 m boom / 2,9 m arm / 4,0 m <sup>3</sup> bucket (SAE)		7,1 m boom / 2,9 m arm / 4,0 m <sup>3</sup> bucket (SAE)		8,0 m boom / 3,6 m arm / 3,6 m <sup>3</sup> bucket (SAE)		8,0 m boom / 3,6 m arm / 3,6 m <sup>3</sup> bucket (SAE)	
Wide double grouser shoes	Operating weight	Ground pressure	Operating weight	Ground pressure	Operating weight	Ground pressure	Operating weight	Ground pressure
610 mm	76.245 kg	1,263 kg/m <sup>2</sup>	-	-	-	-	76.560 kg	1,268 kg/cm <sup>2</sup>
710 mm	76.945 kg	1,095 kg/m <sup>2</sup>	80.645 kg	1,029 kg/m <sup>2</sup>	80.960 kg	1,033 kg/m <sup>2</sup>	77.260kg	1,099 kg/cm <sup>2</sup>
810 mm	77.645 kg	0,968 kg/m <sup>2</sup>	81.345 kg	0,91 kg/m <sup>2</sup>	81.660 kg	0,913 kg/m <sup>2</sup>	77.960 kg	0,972 kg/cm <sup>2</sup>
910 mm	78.345 kg	0,870 kg/m <sup>2</sup>	-	-	-	-	78.660 kg	0,873 kg/cm <sup>2</sup>
1.010 mm	-	-	82.745 kg	0,816 kg/m <sup>2</sup>	83.060 kg	0,819 kg/m <sup>2</sup>	-	-
1.110 mm	-	-	83.445 kg	0,749 kg/m <sup>2</sup>	83.760 kg	0,752 kg/m <sup>2</sup>	-	-



## SWING SYSTEM

Type..... Hydraulic motor  
 Swing reduction..... Planetary gear  
 Swing circle lubrication..... Grease-bathed  
 Swing lock ..... Oil disc brake  
 Swing speed..... 6,8 rpm



## DRIVES AND BRAKES

Steering control ..... 2 levers with pedals  
 Drive method ..... Fully hydrostatic  
 Travel motor..... Axial piston motor, in-shoe design  
 Reduction system..... Planetary double reduction  
 Max. drawbar pull ..... 57.000 kg  
 Gradeability ..... 70%  
 Max. travel speeds  
 Lo / Hi..... 2,8 / 4,2 km/h  
 Service brake..... Hydraulic lock  
 Parking brake..... Oil disc brake



## UNDERCARRIAGE

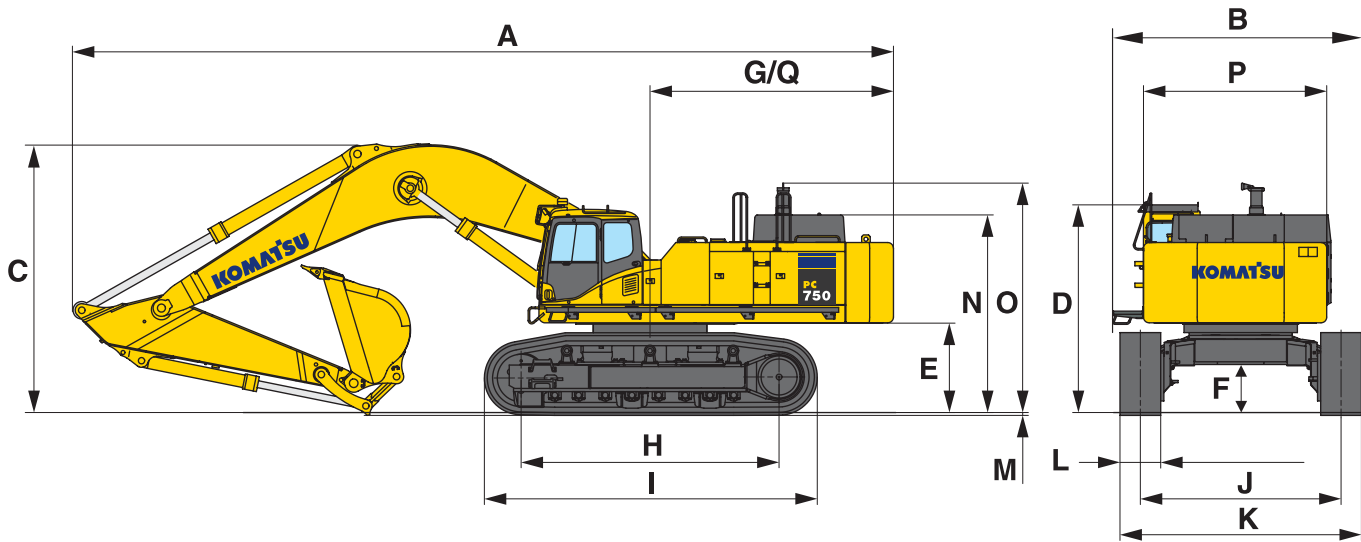
Construction ..... H-leg frame with box section track-frames  
 Track assembly  
 Type..... Fully sealed  
 Shoes (each side) ..... 47  
 Tension..... Hydraulic  
 Rollers  
 Track rollers (each side) ..... 8  
 Carrier rollers (each side) ..... 3



## COOLANT AND LUBRICANT CAPACITY (REFILLING)

Fuel tank..... 880 ltr  
 Radiator..... 85 ltr  
 Engine oil..... 55 ltr  
 Swing drive ..... 24,5 ltr  
 Hydraulic tank..... 440 ltr  
 Final drive (each side) ..... 20 ltr

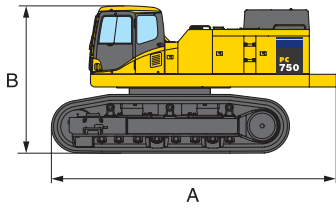
# MACHINE DIMENSIONS



MODEL		PC750LC-7		PC750SE-7	
Boom length		8.040 mm	7.100 mm	8.040 mm	7.100 mm
Arm length		3.600 mm	2.945 mm	3.600 mm	2.945 mm
A	Overall length	13.895 mm	13.030 mm	13.895 mm	13.030 mm
B	Overall width	4.210 mm	4.210 mm	4.110 mm	4.110 mm
C	Overall height (to top of boom)	4.850 mm	4.615 mm	4.850 mm	4.615 mm
D	Overall height (to top of OPG)	3.640 mm	3.560 mm	3.640 mm	3.560 mm
E	Clearance under counterweight	1.560 mm	1.560 mm	1.560 mm	1.560 mm
F	Minimum ground clearance	840 mm	840 mm	840 mm	840 mm
G	Tail swing radius	4.300 mm	4.300 mm	4.300 mm	4.300 mm
H	Track length on ground	5.020 mm	5.020 mm	4.500 mm	4.500 mm
I	Track length	6.327 mm	6.327 mm	5.810 mm	5.810 mm
J	Track gauge	3.500 mm	3.500 mm	3.500 mm	3.500 mm
K	Width of crawler	4.210 mm	4.210 mm	4.110 mm	4.110 mm
	Width of crawler (when retracted)	3.490 mm	3.490 mm	3.390 mm	3.390 mm
L	Track shoe width	710 mm	710 mm	610 mm	610 mm
M	Grouser height	50 mm	50 mm	50 mm	50 mm
N	Machine cab height	3.445 mm	3.445 mm	3.445 mm	3.445 mm
O	Machine cab height (to top of exhaust pipe)	4.000 mm	4.000 mm	4.000 mm	4.000 mm
P	Machine cab width	3.195 mm	3.195 mm	3.195 mm	3.195 mm
Q	Distance, swing center to rear end	4.245 mm	4.245 mm	4.245 mm	4.245 mm

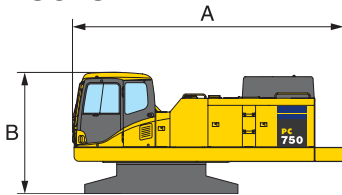
# DIMENSIONS

## UPPER STRUCTURE + UNDERCARRIAGE



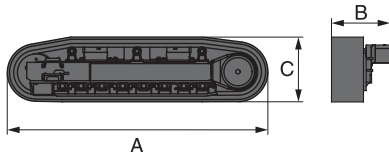
		PC750SE-7	PC750LC-7
A	Length	6.840 mm	7.100 mm
B	Height	3.630 mm	3.630 mm
	Overall width	3.490 mm	3.490 mm
	Weight	46.200 kg	49.900 kg

## UPPER STRUCTURE



		PC750SE/LC-7
A	Length	5.970 mm
B	Total height	2.730 mm
	Overall width	3.195 mm
	Height to upperstructure	780 mm
	Weight	24.900 kg

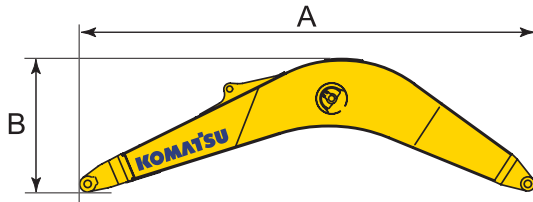
## CHASSIS



		PC750SE-7	PC750LC-7
	Quantity	2	2
A	Length	5.810 mm	6.330 mm
B	Overall width	1.445 mm	1.445 mm
C	Height	1.305 mm	1.305 mm
	Weight	22.500 kg (2x 11.250 kg)	26.200 kg (2x 13.100 kg)

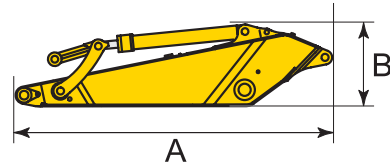
## WORK EQUIPMENT

### Boom



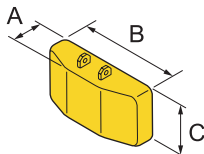
BOOM LENGTH		7.100 mm	8.040 mm
A	Length	7.405 mm	8.345 mm
B	Height	2.465 mm	2.600 mm
	Overall width	1.500 mm	1.500 mm
	Weight	6.800 kg	7.700 kg

### Arm



ARM LENGTH		2.945 mm	3.600 mm
A	Length	4.075 mm	4.800 mm
B	Height	1.695 mm	1.410 mm
	Overall width	750 mm	750 mm
	Weight	4.900 kg	4.500 kg

## COUNTERWEIGHT



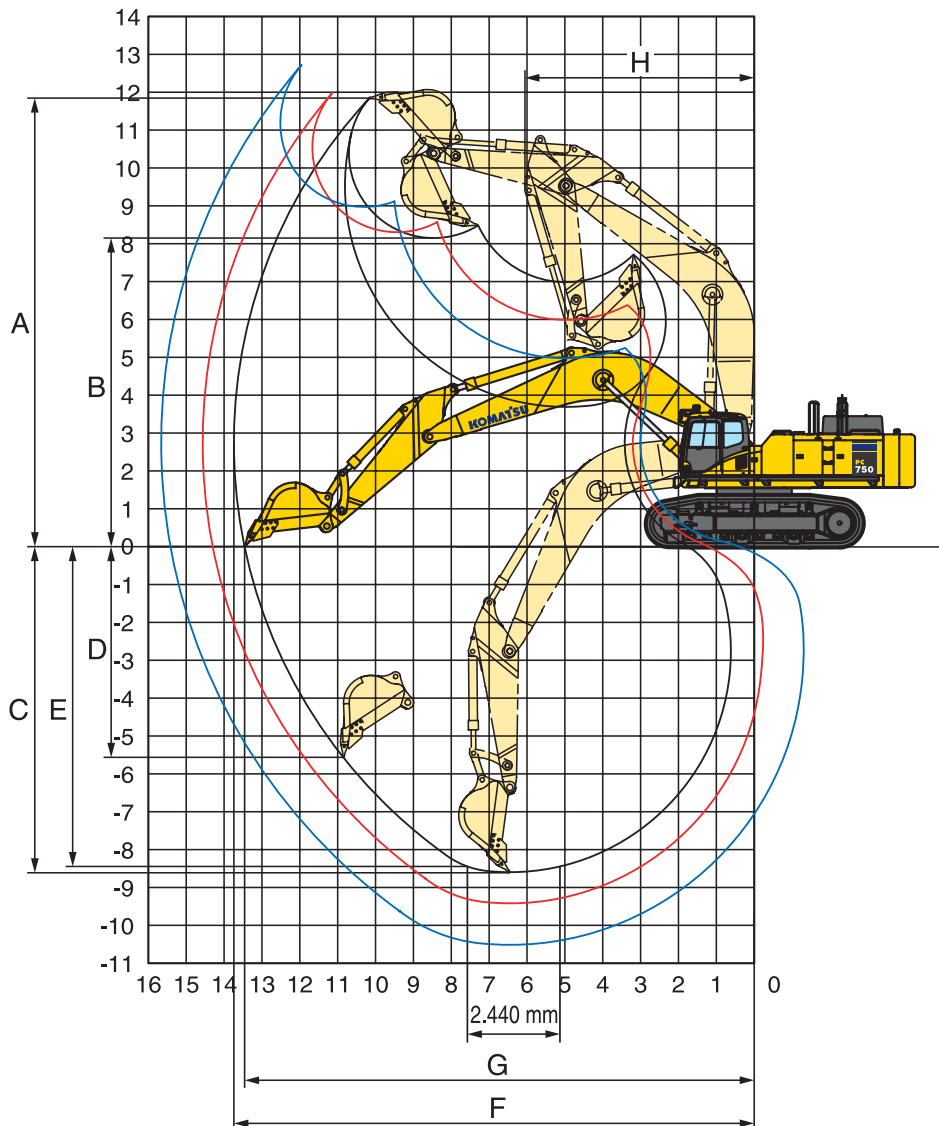
		PC750SE/LC-7
A	Width	830 mm
B	Length	3.195 mm
C	Height	1.530 mm
	Weight	12.040 kg

## CYLINDERS

BOOM CYLINDER		
A	Length	3.180 mm
	Weight	1.620 kg (2x 810 kg)

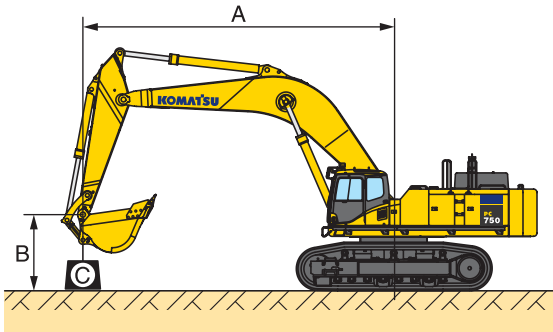
ARM CYLINDER		
A	Length	2.595 mm
	Weight	1.080 kg (2x 540 kg)

# WORKING RANGE



MODEL		PC750LC-7	PC750SE-7
Boom Length		8.040 mm	7.100 mm
Arm Length		3.600 mm	2.945 mm
A	Max. digging height	11.955 mm	11.330 mm
B	Max. dumping height	8.235 mm	7.525 mm
C	Max. digging depth	8.445 mm	7.130 mm
D	Max. vertical wall digging depth	5.230 mm	4.080 mm
E	Max. digging depth of cut for 2,44 m level	8.310 mm	6.980 mm
F	Max. digging reach	13.660 mm	12.265 mm
G	Max. digging reach at ground level	13.400 mm	11.945 mm
H	Min. swing radius	5.985 mm	5.645 mm
Bucket digging force (SAE)		32.200 kg	39.900 kg
Arm crowd force (SAE)		29.100 kg	33.800 kg
Bucket digging force (ISO)		37.000 kg	43.900 kg
Arm crowd force (ISO)		30.400 kg	34.800 kg

# LIFTING CAPACITY



- A – Reach from swing centre
- B – Bucket hook height
- C – Lifting capacities

- Rating over front
- Rating over side
- Rating at maximum reach

Arm length	A	B	Rating at maximum reach		9,0 m		7,5 m		6,0 m		4,5 m		3,0 m	

## PC750SE-7

Heavy Lift: OFF

With 610 mm shoe  Boom: 7.100 mm	6,0 m	kg	*13.250	11.950	*13.450	12.800	*15.250	*15.250	*18.500	*18.500				
	3,0 m	kg	13.000	9.950	*15.200	11.950	*18.750	16.700	*25.000	24.300				
	0,0 m	kg	13.550	10.300	14.750	11.250	20.200	15.450	26.850	22.450	*27.200	*27.200		
	-3,0 m	kg	*15.650	14.250			*17.200	15.550	*22.850	22.750	*29.600	*29.600	*37.150	*37.150

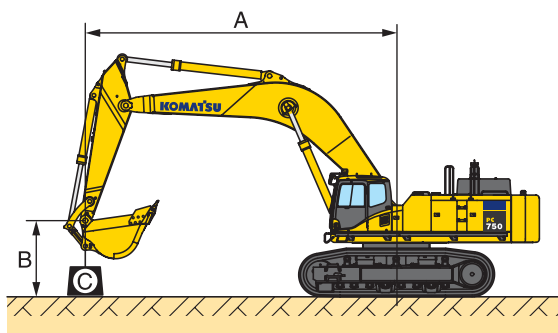
Heavy Lift: ON

With 610 mm shoe  Boom: 7.100 mm	6,0 m	kg	*15.300	11.950	*15.550	12.800	*17.500	*17.500	*21.050	*21.050				
	3,0 m	kg	13.000	9.950	15.450	11.950	*21.450	16.700	*28.400	24.300				
	0,0 m	kg	13.550	10.300	14.750	11.250	20.200	15.450	29.750	22.450	*30.200	*30.200		
	-3,0 m	kg	*18.150	14.250			*19.850	15.550	*26.200	22.750	*33.850	*33.850	*42.600	*42.600

\* Load is limited by hydraulic capacity rather than tipping.

Ratings are based on SAE Standard No. J1097.

Rated loads do not exceed 87% of hydraulic lift capacity or 75% of tipping load.



A – Reach from swing centre

B – Bucket hook height

C – Lifting capacities

– Rating over front

– Rating over side

– Rating at maximum reach

Arm length	A			9,0 m		7,5 m		6,0 m		4,5 m		3,0 m	
B													

## PC750SE-7

Heavy Lift: OFF

With 610 mm shoe  Boom: 8.040 mm	6,0 m	kg	*10.550	9.050	*11.950	*11.950	*14.000	*14.000	*17.500	*17.500				
	3,0 m	kg	10.100	7.650	*14.150	12.050	*17.700	16.500	*24.000	23.400				
	0,0 m		10.250	7.700	14.450	11.000	19.600	14.850	*25.900	21.300				
	-3,0 m	kg	12.700	9.600	14.250	10.800	*18.400	14.650	*23.550	21.400	*30.250	*30.250	*28.050	*28.050
	-6,0 m	kg	*12.850	*12.850					*15.550	*15.550				

Heavy Lift: ON

With 610 mm shoe  Boom: 8.040 mm	6,0 m	kg	11.750	9.050	*13.850	13.450	*16.100	*16.100	*19.900	*19.900				
	3,0 m	kg	10.100	7.650	15.600	12.050	*20.350	16.500	*27.400	23.400				
	0,0 m		10.250	7.700	14.450	11.000	19.600	14.850	28.500	21.300				
	-3,0 m	kg	12.700	9.600	14.250	10.800	19.350	14.650	*27.050	21.400	*34.700	*34.700	*31.100	*31.100
	-6,0 m	kg	*15.150	*15.150					*18.250	*18.250				

\* Load is limited by hydraulic capacity rather than tipping.

Ratings are based on SAE Standard No. J1097.

Rated loads do not exceed 87% of hydraulic lift capacity or 75% of tipping load.

## Bucket, arm and boom combinations PC750SE/LC-7

BUCKET CAPACITY	WIDTH	WEIGHT	STANDARD W/E	OPTIONAL W/E
3,6 m³	1.750 mm	3.575 kg	○	○
4,0 m³	1.950 mm	3.700 kg	○	○
4,4 m³	2.140 mm	3.800 kg	○	○
5,1 m³	2.480 mm	3.925 kg	○	○
5,6 m³	2.730 mm	4.025 kg	□	□
6,0 m³	2.920 mm	4.100 kg	□	△

○ Material weight up to 1,8 t/m³

□ Material weight up to 1,5 t/m³

△ Material weight up to 1,2 t/m³

# CRAWLER EXCAVATOR



## STANDARD EQUIPMENT

- |  |  |  |   |
|--|--|--|---|
| <ul style="list-style-type: none"> <li>• Komatsu SAA6D140E-3 338 kW direct injection emissionised Stage II intercooled turbocharged engine</li> <li>• Double element type air cleaner with dust indicator and auto-dust evacuator</li> <li>• Cooling fan: suction type and fan guard</li> <li>• Radiator &amp; oil cooler with fly net</li> <li>• Automatic fuel line de-aeration</li> <li>• Alternator 24 V/50 A</li> <li>• Batteries 2 × 12 V/170 Ah</li> <li>• Starter motor 24 V/11 kW</li> <li>• Electronic Open-centre load sensing (E-OLSS) hydraulic system</li> <li>• Auto-deceleration function</li> <li>• Multi-function colour monitor with equipment management monitoring system (EMMS)</li> </ul> | <ul style="list-style-type: none"> <li>• Working mode selection system</li> <li>• Swing priority function</li> <li>• Two-mode boom setting</li> <li>• Automatic engine warm-up system</li> <li>• Engine overheat prevention system</li> <li>• Fuel control dial</li> <li>• In-line filter for hydraulics</li> <li>• Adjustable PPC wrist control levers with 3 button controls for arm, boom, bucket and swing</li> <li>• PPC control levers and pedals for steering and travel</li> <li>• Drive system: hydrostatic, high-low travel system with auto-shift</li> <li>• SpaceCab™; Highly pressurised and tightly sealed viscous mounted cab with tinted safety glass windows, opening roof hatch with window pull-up type front window</li> </ul> | <ul style="list-style-type: none"> <li>with locking device, removable lower window, front window wiper with intermittent feature, ashtray, luggage box, floor mat</li> <li>• Air conditioning</li> <li>• Track frame undercovers</li> <li>• Track guiding guards (centre + front)</li> <li>• Hydraulic track adjusters</li> <li>• Lockable fuel cap and covers</li> <li>• Parts book and operator manual</li> <li>• Fully adjustable heated air suspension seat</li> <li>• Large handrails and rear-view mirrors</li> <li>• Lights; 2 front (RH &amp; LH) &amp; 1 boom &amp; cab lights</li> <li>• Step light with timer</li> <li>• Electric horn</li> </ul> | <ul style="list-style-type: none"> <li>• Stereo radio cassette</li> <li>• Toolkit and spare parts for first service</li> <li>• Remote greasing for swing circle and pins</li> <li>• 12 V power supply</li> <li>• Cigarette lighter</li> <li>• Beverage holder and magazine rack</li> <li>• Hot and cool box</li> <li>• Engine ignition can be password secured on request</li> <li>• Standard colour scheme and decals</li> </ul> |
|--|--|--|---|

## OPTIONAL EQUIPMENT

- |   |  |   |  |
|---|--|---|--|
| <ul style="list-style-type: none"> <li>• 8 m boom and 3,6 m arm</li> <li>• 7,1 m boom and 2,9 m arm</li> <li>• 610, 710, 810, 910, 1.010, 1.110 mm wide double grouser shoes</li> </ul> | <ul style="list-style-type: none"> <li>• Hydraulic control unit for breaker (preparation)</li> <li>• Boom safety valves</li> <li>• Arm safety valves</li> <li>• OPG Level II top guard (FOPS)</li> </ul> | <ul style="list-style-type: none"> <li>• OPG Level II front guard (FOPS)</li> <li>• Full length track roller guards</li> <li>• Extra additional track roller guard (2 per side is std.)</li> <li>• High capacity batteries</li> </ul> | <ul style="list-style-type: none"> <li>• Bio oil</li> <li>• Rain visor</li> <li>• Lower wiper</li> </ul> |
|---|--|---|--|

**KOMATSU®**

**Komatsu Europe International NV**  
 Mechelsesteenweg 586  
 B-1800 VILVOORDE (BELGIUM)  
 Tel. +32-2-255 24 11  
 Fax +32-2-252 19 81  
 www.komatsueurope.com

UESS016400 03/2004

Materials and specifications are subject to change without notice.  
**KOMATSU®** is a trademark of Komatsu Ltd. Japan.